

I. SINIF

KASIM AYI ARA TATIL

ÇALIŞMA KİTABI



www.SeyitAhmetUzun.com

2024



Aşağıdaki metinleri 3 kere okuyalım. Her okumada yıldız boyayalım.

OKUL

Utku okullu ol.

Utku tane tane oku.

Utku onu oku, anla.

Kenan ile okula konuk ol.

Okulu Kenan'a anlat.



KEK

Tuna un al.

Annene iki kilo un al.

Anne eklele unu ele.

Keke kakao ekle.

Tuna kokulu keki tat.

" Anetil-Oku " Heceler - Kelimeler

a A

n N

e E

t T

i İ

an

en

et

it

ait

at

in

ek

ti

eti

ak

on

te

tek

ani

na

ne

ke

tat

eni

ta

ni

etek

tak

inat

ka

no

elek

ten

İnan

Ata

nal

enik

tane

aile

anne

nane

etli

tekne

ninni

alet

nine

elli

total

itina

atlet

Nalan

Ekin

tonton

itaat



Aşağıdaki metni 5 defa okutalım ve yazdıralım.

PAZARTESİ

KONUT

Tuna konut al.

Konuta telli anten al.

İkili koltuk al.

Anteni konuta tak.


Utku konuta konuk ol.

Konutu Okan'a anlat.







Aşağıdaki varlıkları sayalım. Sayısını kutucuğa yazalım.






























Aşağıdaki metni 5 defa okutalım ve yazdıralım.

UN

Utku un al.

İki kilo un al.

Unu annene ilet.

Anne unu elekle ele.


Ele anne ele.

Una kakao ekle.





Verilen görsellerin adını okuyalım ve yazalım.















Aşağıda karışık olan verilen kelimelerle kurallı cümleler oluşturalım.

nane

Ela

at

atla

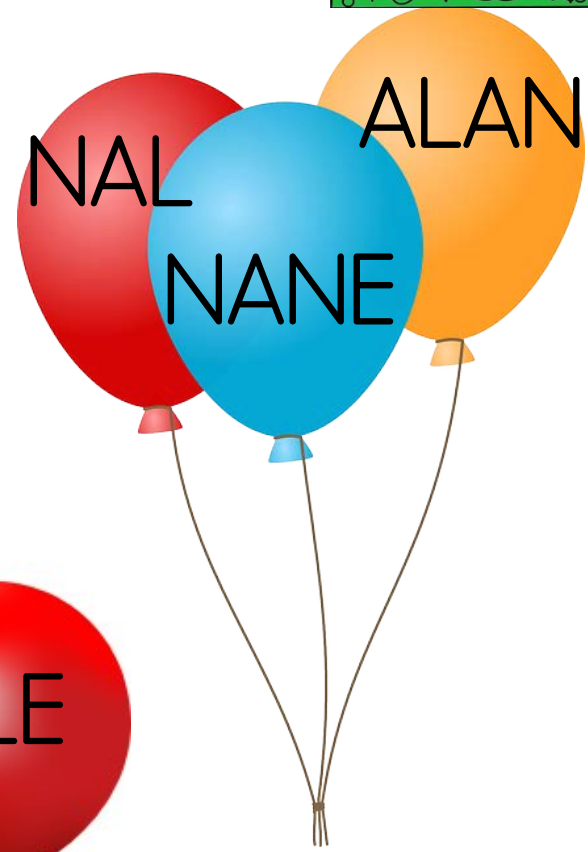
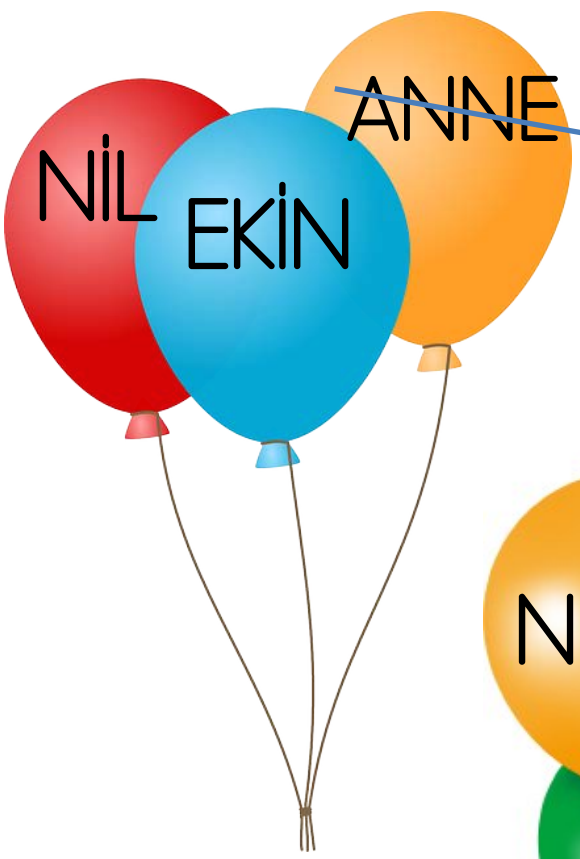
ata

Nail

toka

Nil







tak



A	N	N	E	A	İ	L	E
N	İ	N	N	İ	N	İ	L
N	A	N	E	E	K	İ	N
N	A	İ	L	A	L	A	N
K	E	N	A	N	N	A	L



Belirtilen sayı kadar boyayalım.





Aşağıdaki metni 5 defa okutalım ve yazdıralım.

ETEK



İlke etek al.

Anneni ikna et.

Ona lila etek al.

İlke etek kaliteli.

Tonton ninene elek al.

Nine elek ile un ele.



Verilen hecelerden oluşan sözcükleri yazalım.

ko li

ka le

ko la

o kul

on luk

kol tuk

ko nuk

kuk la

ku lak



Cümleleri okuyalım görsellerle eşleştirelim.



Onat telli olta al.

10



Okan tatilini anlat.



Utku on tane atlet al.





Görseller ile adlarını eşleştirelim.



kukla




okul



koltuk



tilki



tekne



Varlıkların adlarında bulunan eksik harfleri yazalım.



t _ ka



_ nek



ete _



k _ lak



ke _ lik



no _ a



Rakamları okuyalım, yazalım.

1 1

6 6

2 2

7 7

3 3

8 8

4 4





9 9

5 5


0 0



Çiçeklerin ortasında yazan sayı kadar yaprağını boyayalım.




Varlık sayısının olduğu kutuyu boyayalım.




7 5 6




9 8 7




3 4 5



8 9 6



4 5 6



9 8 7



Aşağıdaki metni 5 defa okutalım ve yazdıralım.

KEK

Okan iki kek al.

Kaliteli kek al.

Kakaolu ile kokulu kek al.

Okan kokulu keki tat.

Kenan kakaolu keki tat.

Tane tane kek tat.



➔ Görselde bulunan kelimenin yazılışını bulup işaretleyelim.



olta
oto
ona



etli
enli
elli







alet
atlet
ilet



tat
tatil
tel

➔ Cümlede boş bırakılan yere uygun olan kelimeyi yazalım.



🌸 Ela ot at.

🌸 Okan iki al.

🌸 Ekin ete at.

🌸 Okan annene al.

🌸 Kaan o kale

Aşağıdaki metni 5 defa okutalım ve yazdıralım.

AT




Ata ot at.

Tekin ata ot at.

Ak ata ot at.

Tekin tane tane ot at.

ANLAT



Utku anlat.

Tatilini anlat.






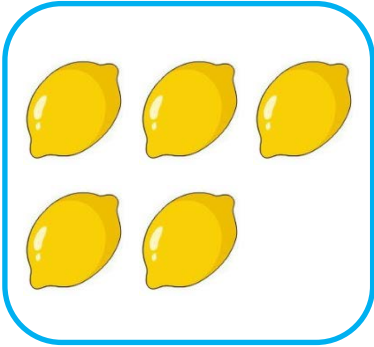


Utku tek tek anlat.

Utku tane tane anlat.



Kutuları rakamlarla eşleştirelim.

PERŞEMBE





Okan tatilini anlat.



Tuna eline anten al.



Nail lila koltuk al.



Utku on kutu toka al.



Talat o konut kuleli.



Ekin okullu ol.



Nil koluna kolluk tak.



Verilen sözcükleri yazalım.

on



kel



ton



ulu



oku



kola



kale



olta



etek



koku



otel



okul



onluk



kulak



kukla



koltuk



konuk



ilkokul



kilolu



kokulu





Karışık olarak verilen harflerle kelimeleri yazalım. Resimlerle eşleştirelim.



l

e

t

a

n

l

l

a

o

o

l

a

t

l

e

a

l

i

a

l

e

e

l

a

k

t

e

k

e

o

k

l

u




Görsellerdeki varlıkların adını bulmacaya yazalım.





Resmi aşağıda verilen renklere göre boyayalım.



1



açık mavi

2



mavi

3



yeşil

4



açık kahverengi

5



kırmızı

6




sarı

7



turuncu

8



mor

