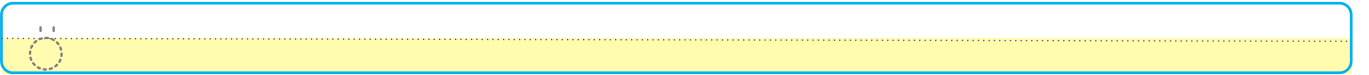


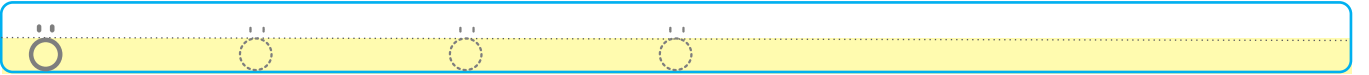
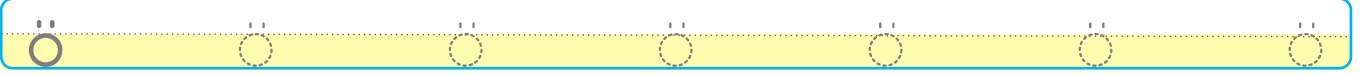
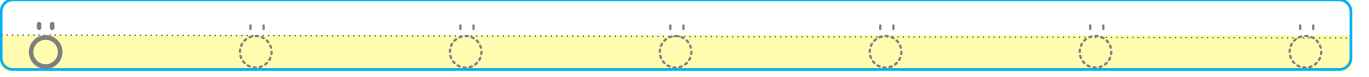





“ ö ” Sesi Noktalı Yazma Etkinliği - 1



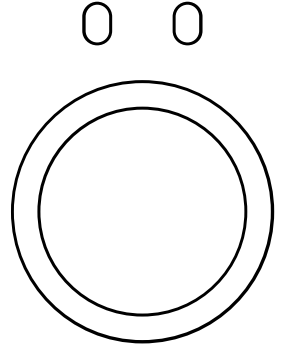
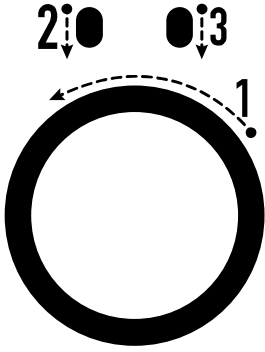
“ ö ” sesini yazalım.



" ö " Sesi Noktalı Yazma Etkinliği - 1



" ö " sesini yazalım.



Handwriting practice lines for the letter 'ö'. Each line consists of a blue top border, a yellow bottom border, and a dashed middle line. The first line contains six circles: the first is solid black, and the others are dashed for tracing. The second line contains six dashed circles. The third line contains four dashed circles. The fourth line contains two dashed circles. The fifth, sixth, seventh, and eighth lines each contain one dashed circle at the beginning, followed by blank space for independent writing.